

ESTAÇÕES DE TRABALHO

TAMPOS

MOBILIÁRIO

PORTAS - FRENTES - TAMPONAMENTOS

WORK STATIONS

TOPS

FURNITURE


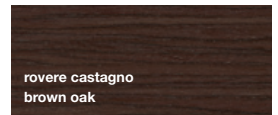
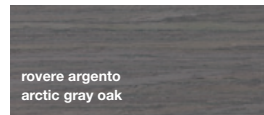

DOORS – FRONTS – TOPS AND SIDE PANELS

ESTACIONES DE TRABAJO

TAPAS

MOBILIARIO

PUERTAS - FRENTE - TAPAS



MADEIRA

Lámina de madeira natural EW (European Wood)

Lámina de madeira natural importada da Europa, com certificação FSC, obtida através de tecnologia ecologicamente correta, que preserva as florestas e o meio ambiente. Recebe acabamento de verniz fosco de proteção.

WOOD

EW natural wood veneer (European Wood)

Imported from Europe, this FSC certified wood veneer is extracted from renewable forests through ecologically correct processes. Available in matte finish.

MADERA

Lámina de madera natural EW (European Wood)

Lámina de madera natural importada de Europa, con certificación FSC, obtenida a través de tecnología ecológicamente correcta, que preserva los bosques y el medio ambiente. Recibe terminación de barniz opaco de protección.



MADEIRA

Rovere Laccato

Lámina natural de carvalho americano extraída de florestas com manejo sustentável, com aplicação de pintura. Toda nobreza da madeira com veios e poros destacados.

WOOD


Lacquered Oak

Natural oak wood veneer extracted from managed and sustainable forests. It is finished with a matte lacquer that enhances the wood grains, available in several colors.

MADERA

Rovere Laccato

Lámina natural de roble americano extraída de bosques con manejo sustentable, con aplicación de pintura. Toda nobleza de la madera con vetas y poros destacados.



MICROTEXTURA

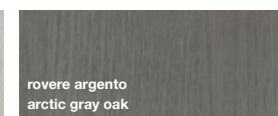





Pintura microtexturizada com toque aveludado.

MICROTEXTURE

Mate lacquer with a soft touch.

MICROTEXTURA

Pintura microtexturada con toque aterciopelado.



LAMINADO DECORATIVO

Panel de MDP revestido com placa de material celulósico impregnada com resinas termoestáveis e prensada por meio de calor e alta pressão. Dotado de proteção antibacteriana *Microban*.

DECORATIVE LAMINATE

MDP panel thermally fused with celluloid-based resin paper under high pressure. Features anti-bacterial *Microban* protection.

LAMINADO DECORATIVO

Panel de MDP revestido con placa de material celulósico impregnada con resinas termoestables y prensado por medio de calor y alta presión. Dotado de protección antibacteriana *Microban*.

ESTAÇÕES DE TRABALHO

TAMPOS

MOBILIÁRIO

PORTAS - FRENTES - TAMPONAMENTOS -
CORPOS

WORK STATIONS

TOPS

FURNITURE








DOORS – FRONTS – TOPS AND SIDE PANELS -
CABINETS

ESTACIONES DE TRABAJO

TAPAS

MOBILIARIO

PUERTAS - FRENTE - TAPAS - CUERPOS



MELAMINA

Panel de MDP revestido com papel decorativo impregnado com resina melamínica, termofundido em prensas de alta temperatura.

MELAMINE

MDP panel thermally fused with resin-saturated paper.

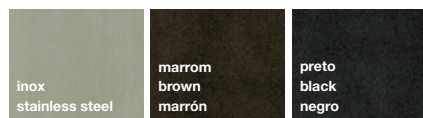
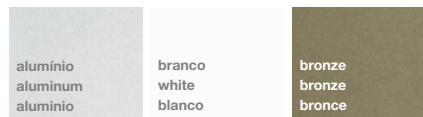
MELAMINA

Panel de MDP revestido con papel decorativo impregnado con resina melamínica, termofundido en prensas de alta temperatura.

6 ESTAÇÕES DE TRABALHO

BASES

Perfis
Profiles
Perfiles




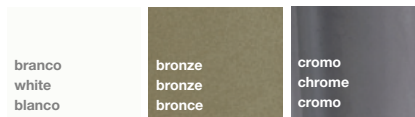
PINTURA DAS PARTES METÁLICAS

Camada de PU acrílico aveludado. (Exceto para os acabamentos anodizado, inox e cromo).

WORK STATIONS

BASES

Conexões - Sapatas
Connections – Leveling glides
Conexiones - Zapatas



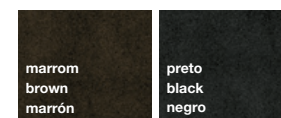
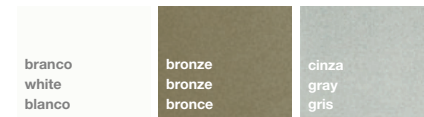
PAINTING FOR METAL PARTS

Velvet finish on acrylic PU paint. (Except for anodized, stainless steel and chrome finishes).

ESTACIONES DE TRABAJO

BASES

Componentes
Components
Componentes



PINTURA DE LAS PARTES METÁLICAS

Camada de PU acrílico terciopelo. (Excepto para los acabados anodizado, acero inoxidable y cromo).